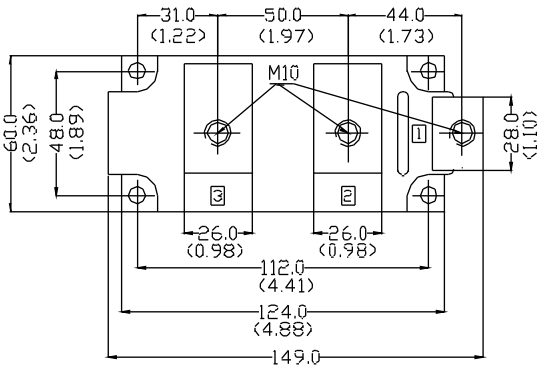
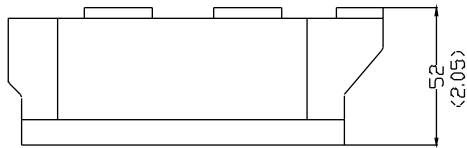


Outline

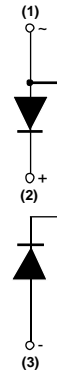
SDE	600	/	12
-----	-----	---	----

(1) (2) (3) (4)

- (1) Module type:
- (2) Maximum average forward current, A
- (3) /
- (4) Voltage code: codex100=Vrrm



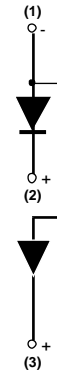
SDD



SDE



SDJ



SDC

