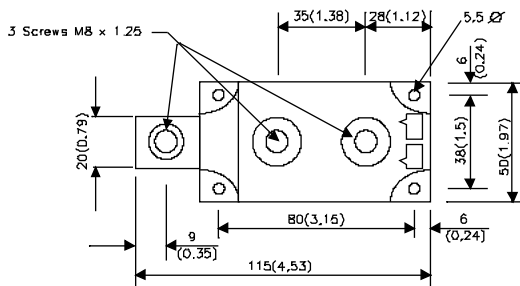
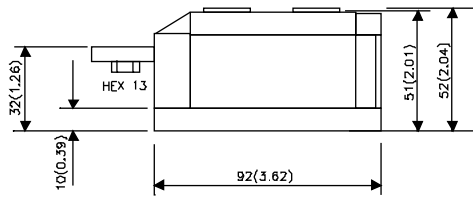


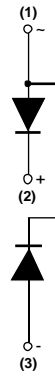
Outline

SDE	350	/	12
(1)	(2)	(3)	(4)

- (1) Module type:
- (2) Maximum average forward current, A
- (3) /
- (4) Voltage code: codex100=Vrrm



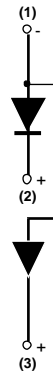
SDD



SDE



SDJ



SDC

